


Quick start: Accelerate the migration of your workloads

Step 1 Get to know IBM Cloud

- Watch IBM Cloud in a nutshell
- Tour the IBM Cloud console
- Learn about service availability
- Get familiar with the CLI

Common roles




- Set up your account step by step
- Set up access groups
- Invite users to IBM Cloud
- Learn about Identity and Access Management
- Understand access roles
- Organize resources and assign access with best practices
- Choose which SAML authentication method is right for you
- Manage your account
- Customize your dashboard
- Configure compliance monitoring
- Learn about cloud security
- Understand enterprise accounts


Step 3 Prepare to deploy

- Explore training, certifications, and the cloud community
- Understand support plans
- Create a support ticket
- Escalate a support ticket
- Understand billing and usage
- See how costs are estimated
- Learn more about professional services

Common roles



Common roles




- Connect your network to IBM Cloud
- Get started with IBM Cloud Virtual Private Networking
- Learn about IBM Cloud Direct Link
- Work with IBM Cloud Direct Link

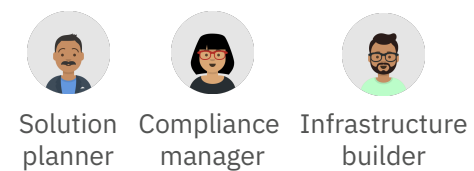
Step 5 Provision and deploy

- Browse the product documentation catalog
- Get started with product tutorials
- Find the right deployable architecture
- Understand enterprise compliance for regulated workloads
- Get started with IBM Cloud Virtual Private Cloud
- Get started with IBM Power Virtual Server
- Get started with IBM watsonx
- Get started with VMware for IBM Cloud Classic

Common roles



Common roles



- Learn about data migration
- Migrate your data to the cloud
- Understand cloud operations
- Review your operations responsibilities

Step 6 Migrate and manage

Common roles

